

# Emmaus Parent Satisfaction Survey 2019

## Q1 Your child likes going to school each day

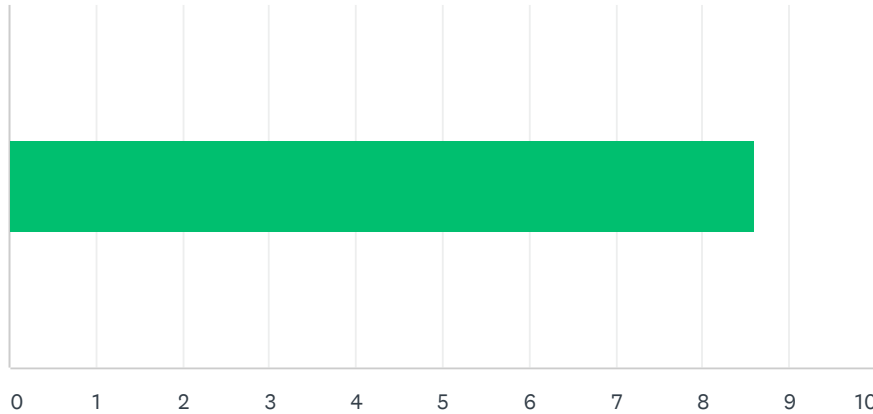
Answered: 131 Skipped: 0



ANSWER CHOICES	AVERAGE NUMBER	TOTAL NUMBER	RESPONSES
	9	1,131	131
Total Respondents: 131			

## Q2 Your child is experiencing a range of positive opportunities

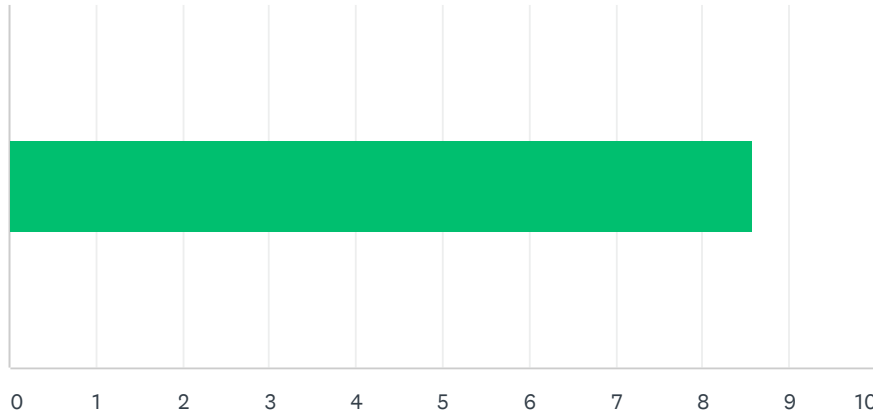
Answered: 131 Skipped: 0



ANSWER CHOICES	AVERAGE NUMBER	TOTAL NUMBER	RESPONSES
	9	1,127	131
Total Respondents: 131			

### Q3 Your child is nurtured and challenged to take the next step

Answered: 131 Skipped: 0



ANSWER CHOICES	AVERAGE NUMBER	TOTAL NUMBER	RESPONSES
	9	1,123	131
Total Respondents: 131			

## Q4 Your child's qualities are known and appreciated by staff

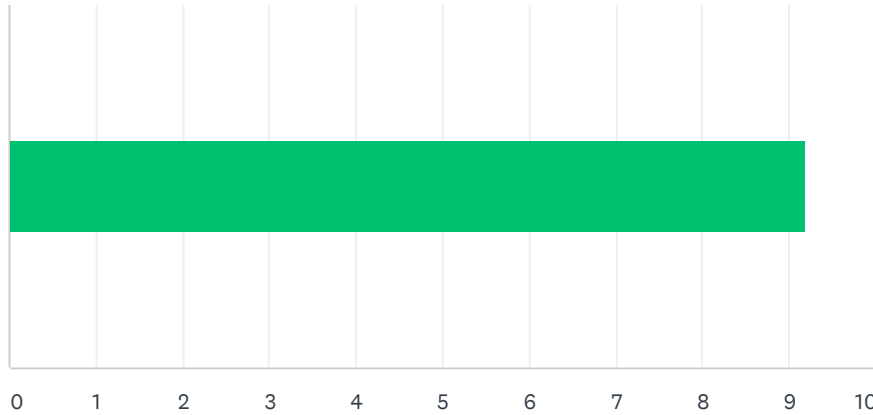
Answered: 131 Skipped: 0



ANSWER CHOICES	AVERAGE NUMBER	TOTAL NUMBER	RESPONSES
	8	1,112	131
Total Respondents: 131			

## Q5 Your child feels safe at school

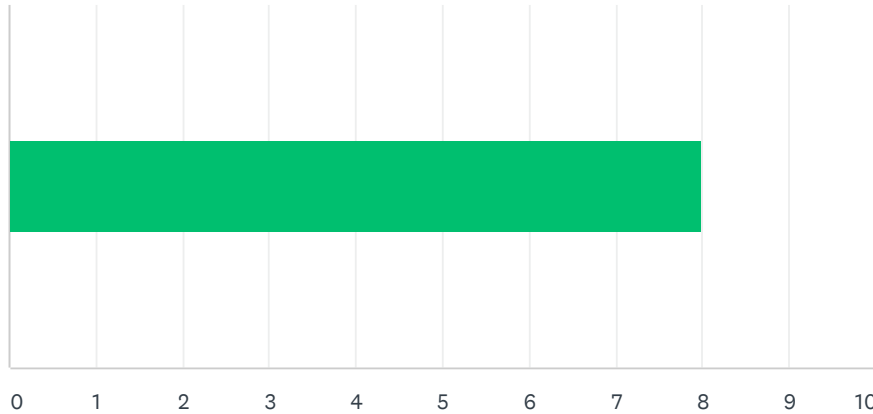
Answered: 131 Skipped: 0



ANSWER CHOICES	AVERAGE NUMBER	TOTAL NUMBER	RESPONSES
	9	1,203	131
Total Respondents: 131			

## Q7 You feel well-informed about your child's progress

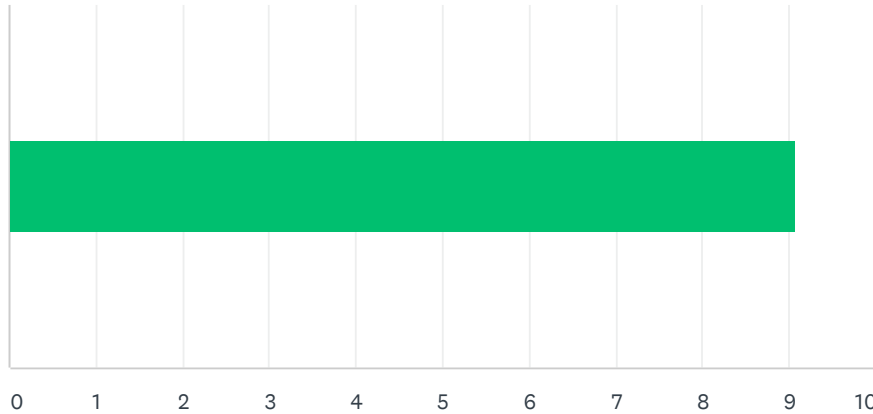
Answered: 130 Skipped: 1



ANSWER CHOICES	AVERAGE NUMBER	TOTAL NUMBER	RESPONSES
	8	1,038	130
Total Respondents: 130			

## Q8 You feel well-informed about school matters

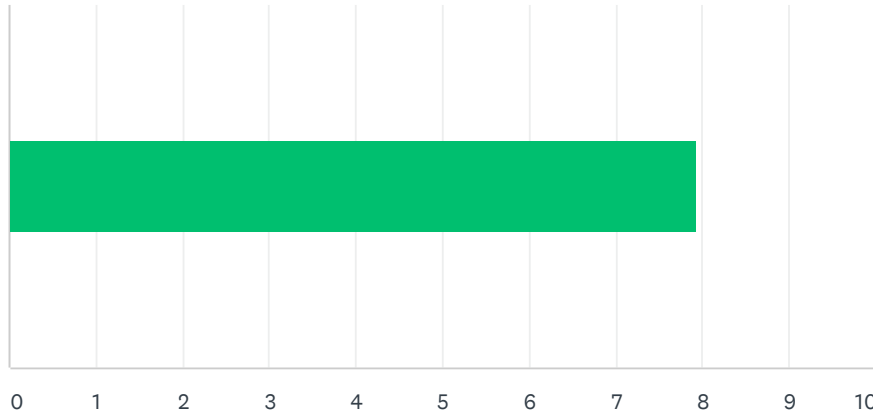
Answered: 130 Skipped: 1



ANSWER CHOICES	AVERAGE NUMBER	TOTAL NUMBER	RESPONSES
	9	1,179	130
Total Respondents: 130			

## Q9 Parent information evenings are worth attending

Answered: 130 Skipped: 1

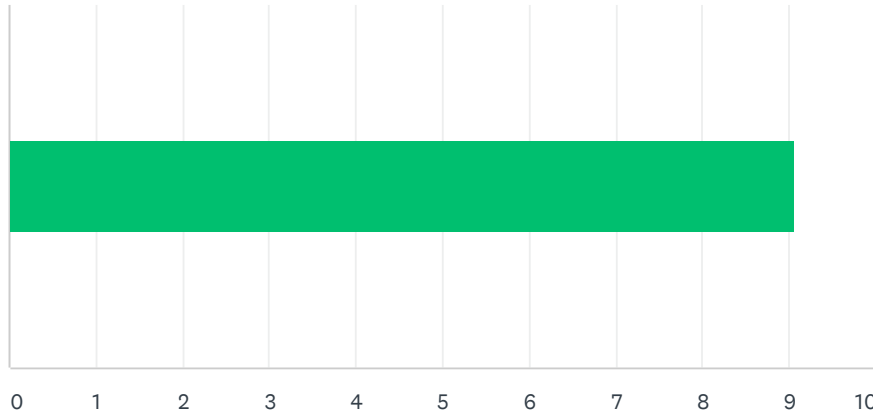


ANSWER CHOICES	AVERAGE NUMBER	TOTAL NUMBER	RESPONSES
	8	1,031	130
Total Respondents: 130			



## Q10 You can communicate easily with the School

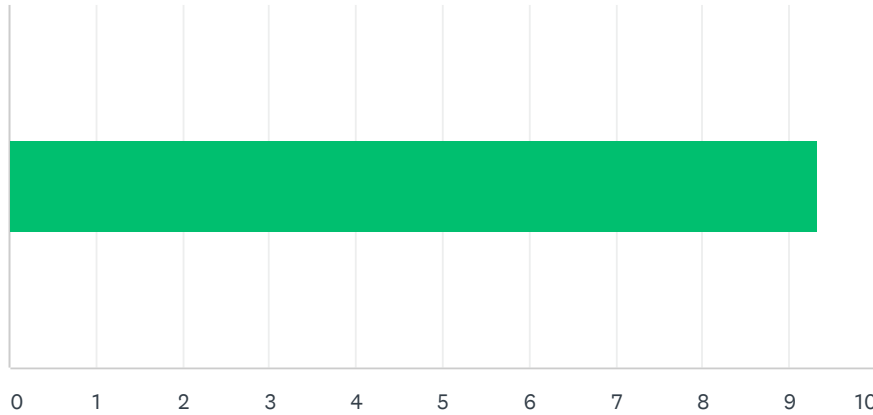
Answered: 130 Skipped: 1



ANSWER CHOICES	AVERAGE NUMBER	TOTAL NUMBER	RESPONSES
	9	1,177	130
Total Respondents: 130			

## Q11 You feel welcome at School

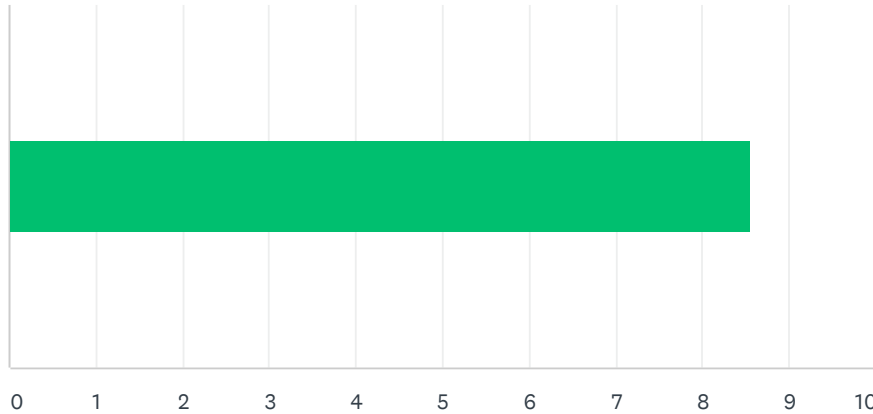
Answered: 130 Skipped: 1



ANSWER CHOICES	AVERAGE NUMBER	TOTAL NUMBER	RESPONSES
	9	1,212	130
Total Respondents: 130			

## Q12 You have enough opportunity to interact with teachers

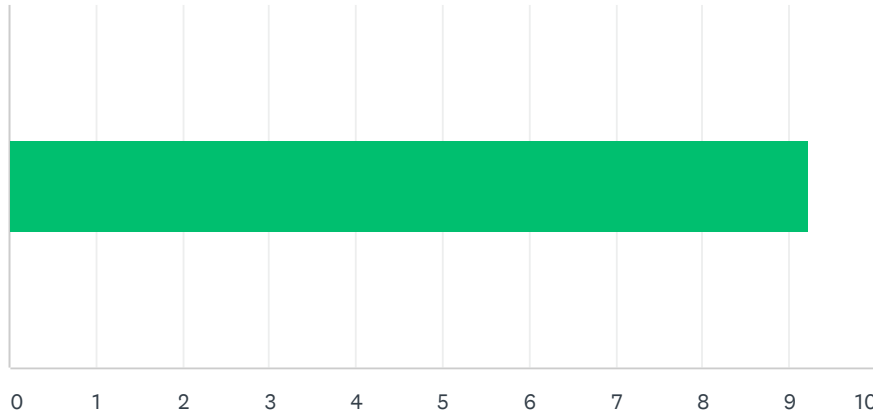
Answered: 130 Skipped: 1



ANSWER CHOICES	AVERAGE NUMBER	TOTAL NUMBER	RESPONSES
	9	1,113	130
Total Respondents: 130			

## Q14 The school is a happy and caring place

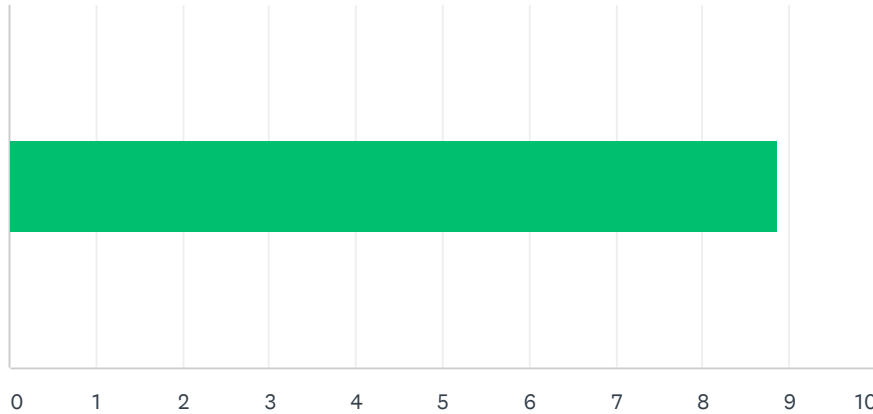
Answered: 129 Skipped: 2



ANSWER CHOICES	AVERAGE NUMBER	TOTAL NUMBER	RESPONSES
	9	1,191	129
Total Respondents: 129			

## Q15 The school tries to bring out the best in each child

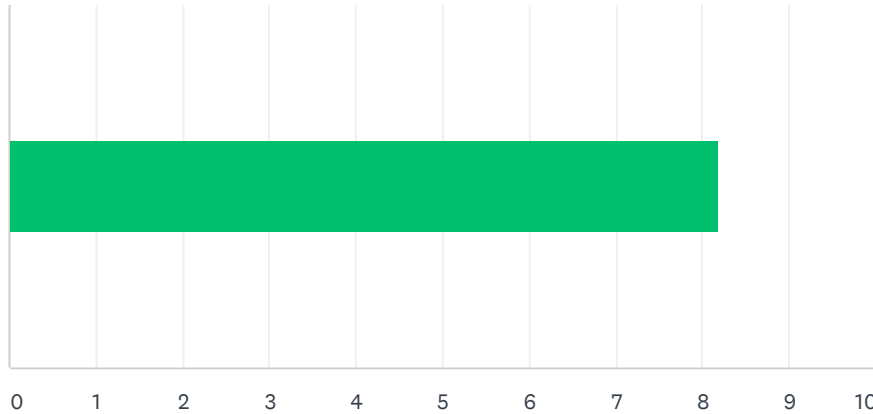
Answered: 129 Skipped: 2



ANSWER CHOICES	AVERAGE NUMBER	TOTAL NUMBER	RESPONSES
	9	1,143	129
Total Respondents: 129			

## Q16 Discipline problems are competently handled

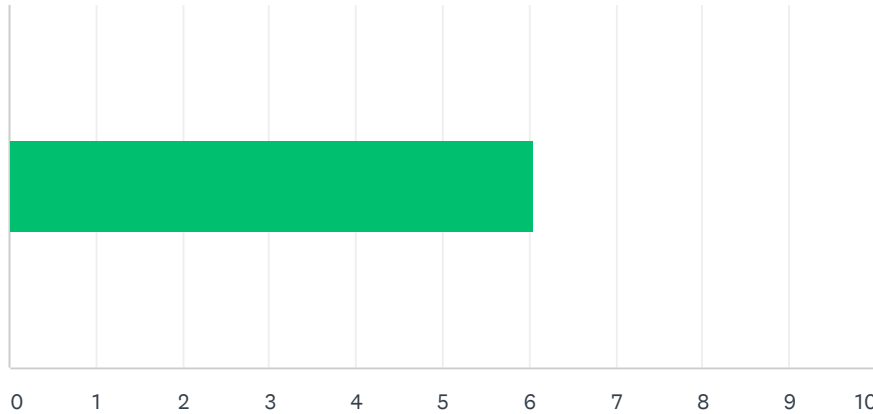
Answered: 129 Skipped: 2



ANSWER CHOICES	AVERAGE NUMBER	TOTAL NUMBER	RESPONSES
	8	1,056	129
Total Respondents: 129			

## Q17 Incidences of bullying are noticed and dealt with

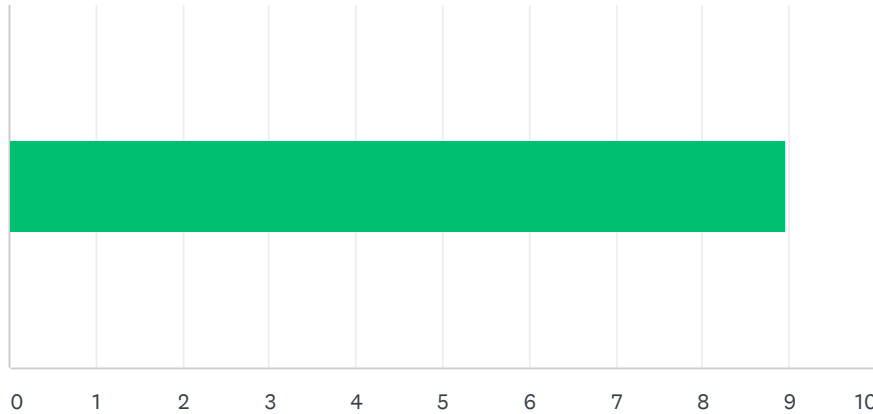
Answered: 129 Skipped: 2



ANSWER CHOICES	AVERAGE NUMBER	TOTAL NUMBER	RESPONSES
	6	779	129
Total Respondents: 129			

## Q18 The school environment feels safe and secure

Answered: 129 Skipped: 2

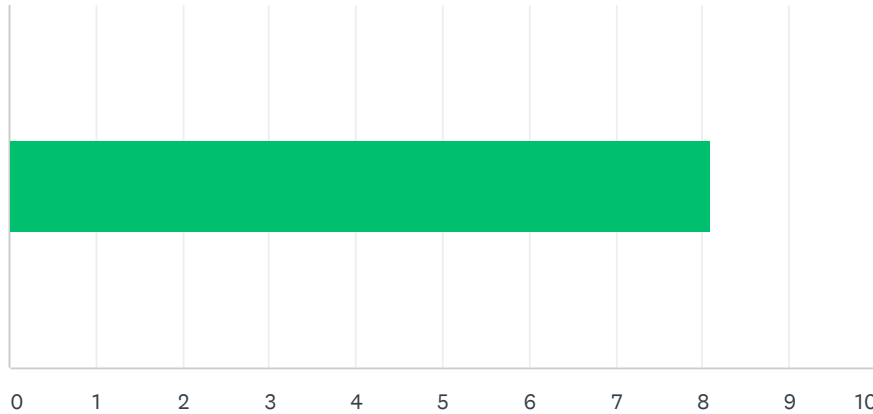


ANSWER CHOICES	AVERAGE NUMBER	TOTAL NUMBER	RESPONSES
	9	1,154	129
Total Respondents: 129			



## Q20 Mastery is encouraged

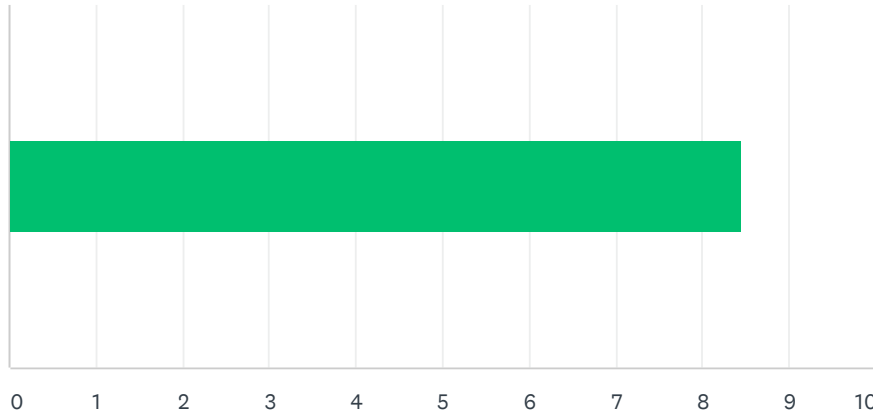
Answered: 128 Skipped: 3



ANSWER CHOICES	AVERAGE NUMBER	TOTAL NUMBER	RESPONSES
	8	1,035	128
Total Respondents: 128			

## Q21 Care and Service are acknowledged

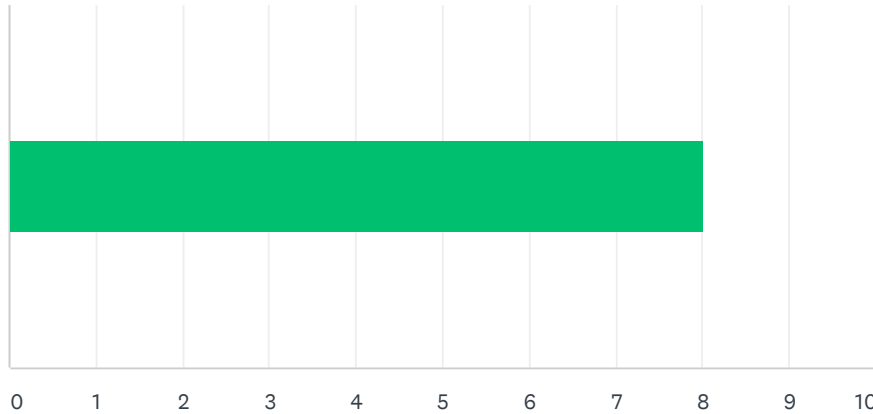
Answered: 128 Skipped: 3



ANSWER CHOICES	AVERAGE NUMBER	TOTAL NUMBER	RESPONSES
	8	1,082	128
Total Respondents: 128			

## Q22 Individual growth in learning is emphasised

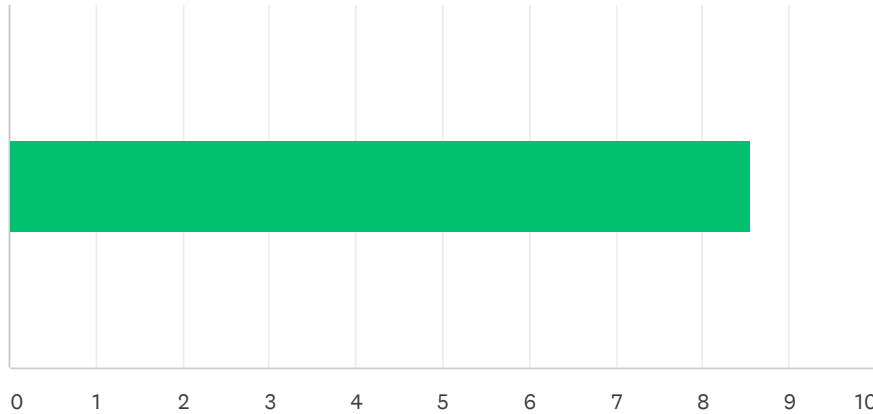
Answered: 128 Skipped: 3



ANSWER CHOICES	AVERAGE NUMBER	TOTAL NUMBER	RESPONSES
	8	1,025	128
Total Respondents: 128			

## Q23 Your concerns are taken seriously by the School

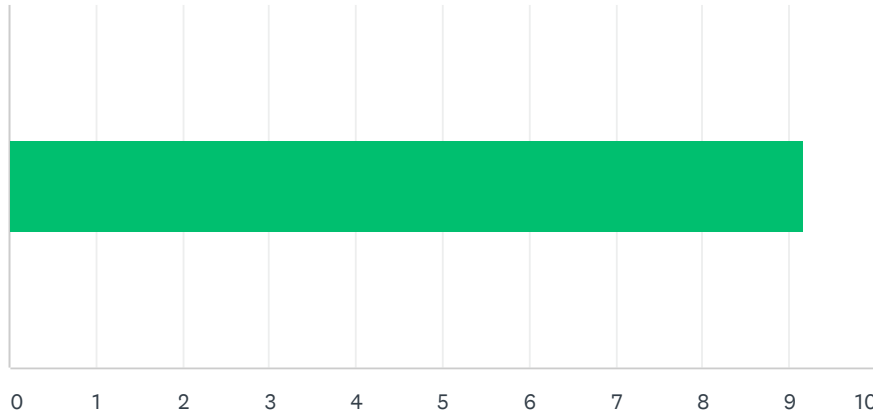
Answered: 128 Skipped: 3



ANSWER CHOICES	AVERAGE NUMBER	TOTAL NUMBER	RESPONSES
	9	1,095	128
Total Respondents: 128			

## Q25 Teachers/students interaction is friendly

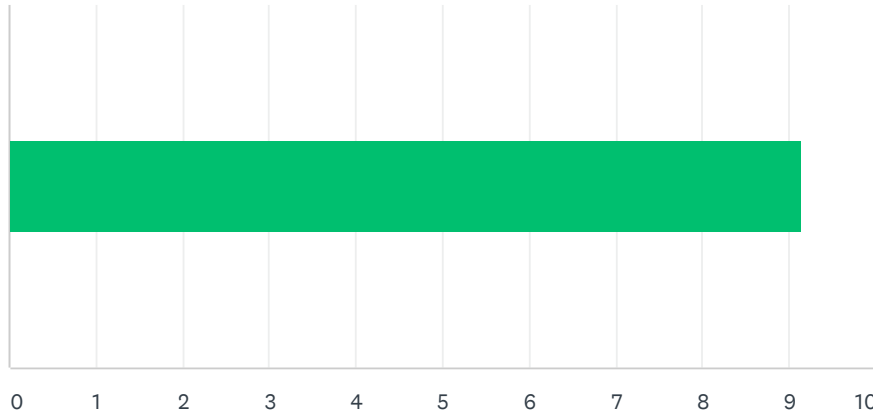
Answered: 126 Skipped: 5



ANSWER CHOICES	AVERAGE NUMBER	TOTAL NUMBER	RESPONSES
	9	1,154	126
Total Respondents: 126			

## Q26 Teachers are dedicated and have a positive attitude

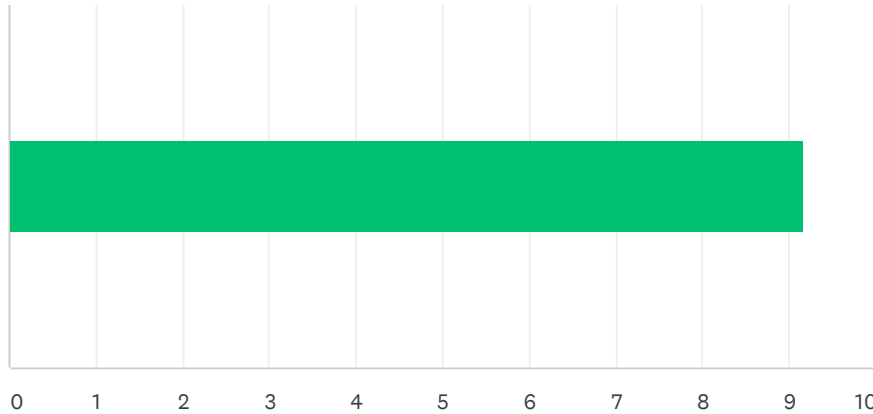
Answered: 126 Skipped: 5



ANSWER CHOICES	AVERAGE NUMBER	TOTAL NUMBER	RESPONSES
	9	1,152	126
Total Respondents: 126			

## Q27 Teachers provide good role models for young people

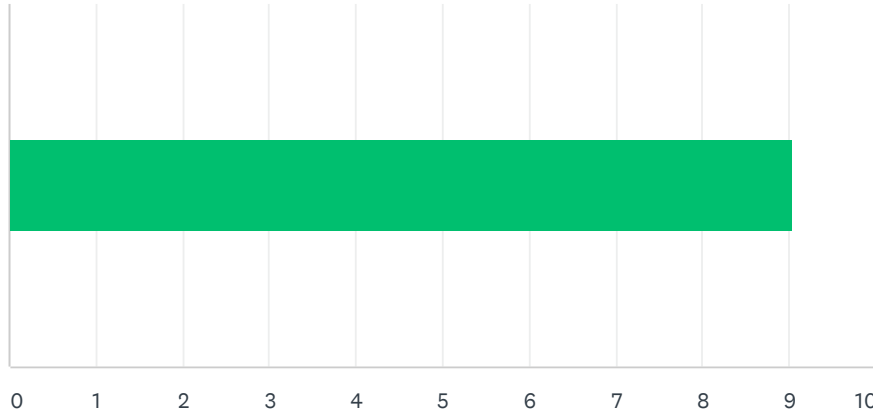
Answered: 126 Skipped: 5



ANSWER CHOICES	AVERAGE NUMBER	TOTAL NUMBER	RESPONSES
	9	1,155	126
Total Respondents: 126			

## Q28 Teachers relate well to young people

Answered: 126 Skipped: 5

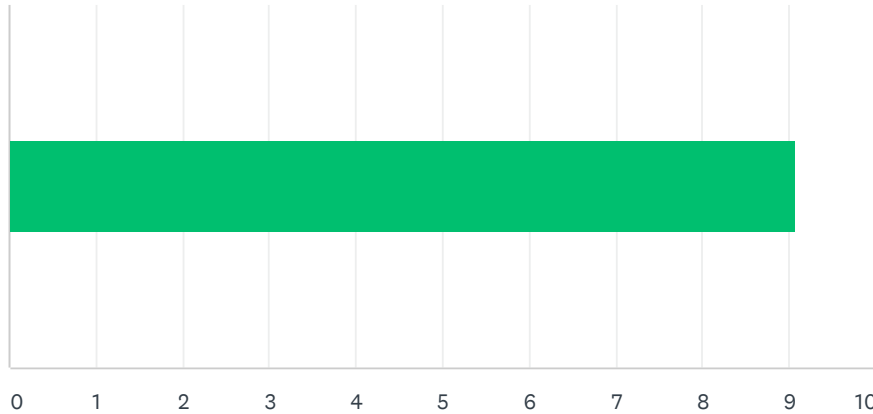


ANSWER CHOICES	AVERAGE NUMBER	TOTAL NUMBER	RESPONSES
	9	1,140	126
Total Respondents: 126			



## Q29 Teaching staff are approachable and helpful

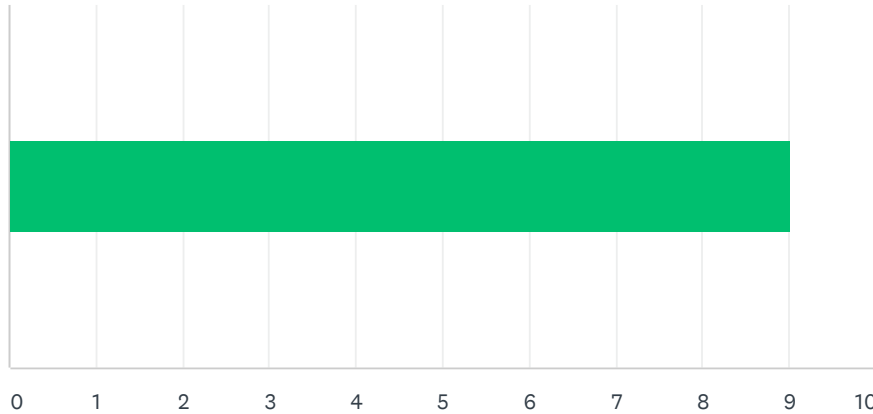
Answered: 126 Skipped: 5



ANSWER CHOICES	AVERAGE NUMBER	TOTAL NUMBER	RESPONSES
	9	1,144	126
Total Respondents: 126			

## Q30 Support Staff are approachable and helpful

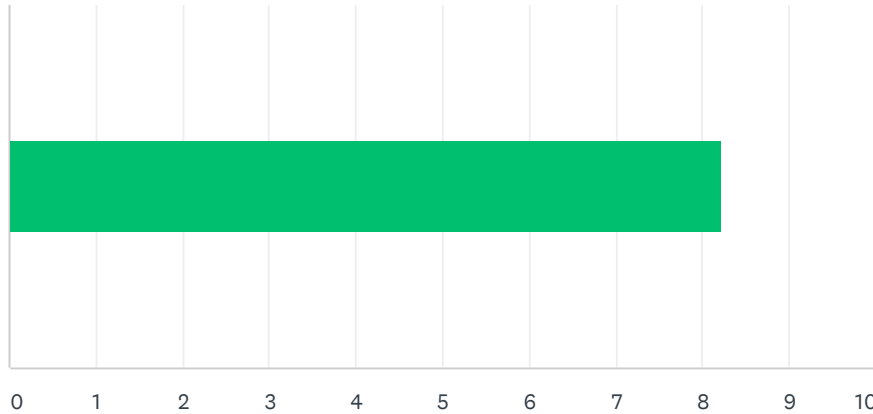
Answered: 126 Skipped: 5



ANSWER CHOICES	AVERAGE NUMBER	TOTAL NUMBER	RESPONSES
	9	1,135	126
Total Respondents: 126			

### Q32 As far as I am aware, teachers use a range of teaching methods

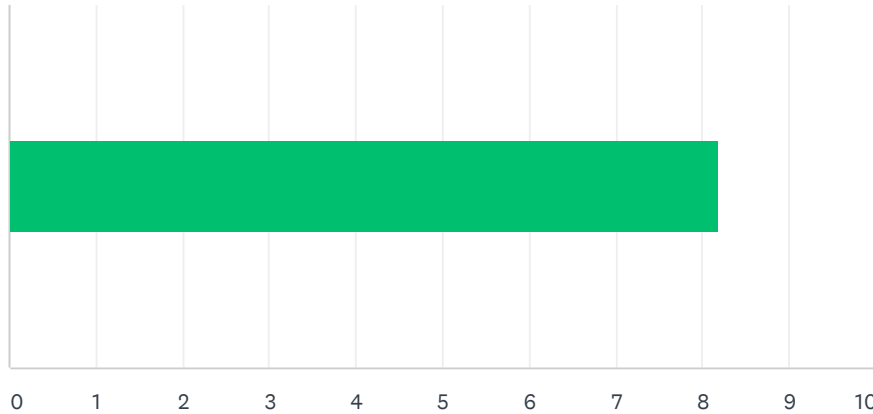
Answered: 126 Skipped: 5



ANSWER CHOICES	AVERAGE NUMBER	TOTAL NUMBER	RESPONSES
	8	1,037	126
Total Respondents: 126			

### Q33 The core curriculum has sufficient breadth, depth & balance

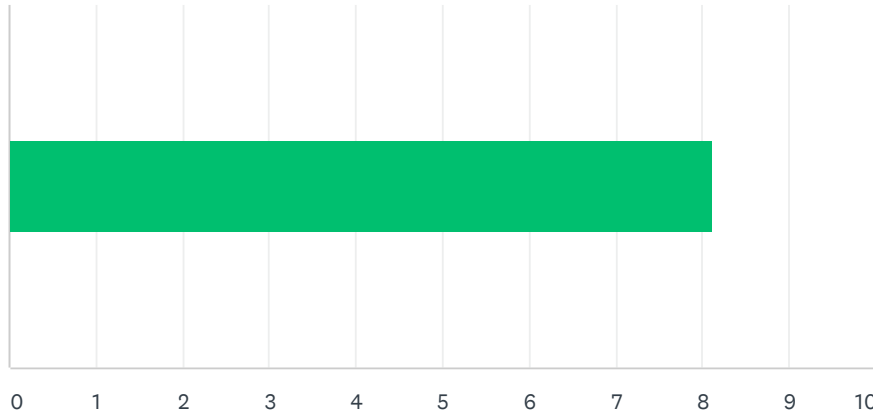
Answered: 126 Skipped: 5



ANSWER CHOICES	AVERAGE NUMBER	TOTAL NUMBER	RESPONSES
	8	1,031	126
Total Respondents: 126			

## Q34 Participation in sport is fostered

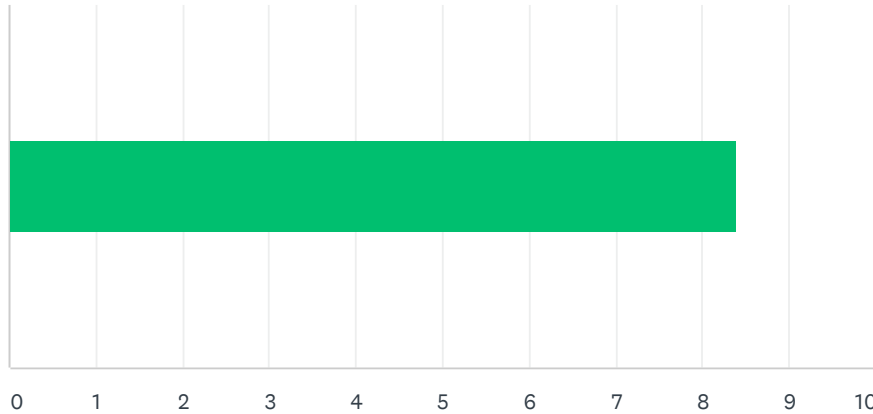
Answered: 126 Skipped: 5



ANSWER CHOICES	AVERAGE NUMBER	TOTAL NUMBER	RESPONSES
	8	1,023	126
Total Respondents: 126			

### Q35 Appreciation of and participation in the Arts is fostered?

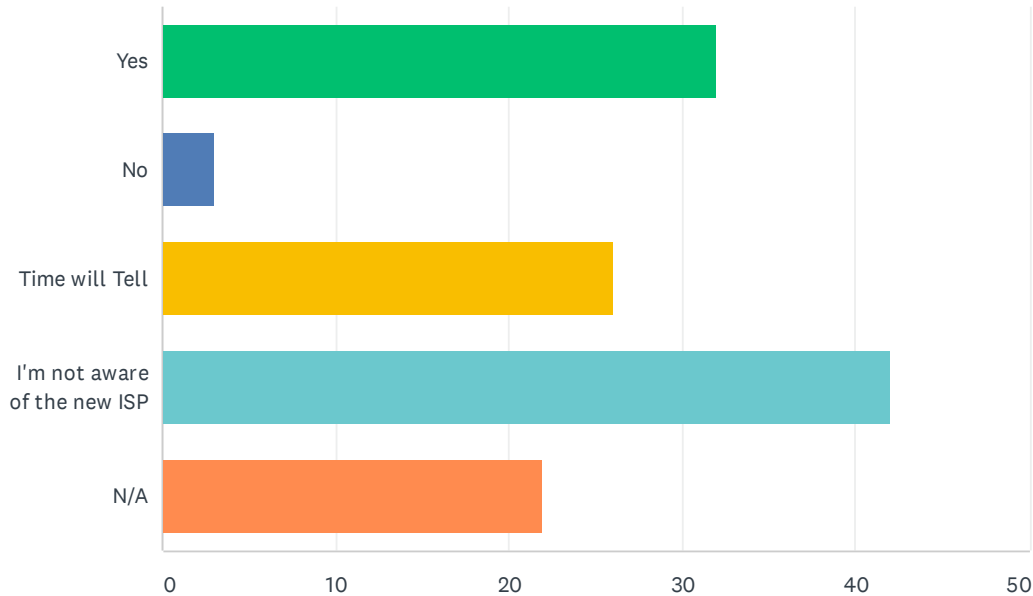
Answered: 126 Skipped: 5



ANSWER CHOICES	AVERAGE NUMBER	TOTAL NUMBER	RESPONSES
	8	1,056	126
Total Respondents: 126			

## Q37 I have confidence in the School's new Inclusion Support Program (ISP) for students with special learning needs.

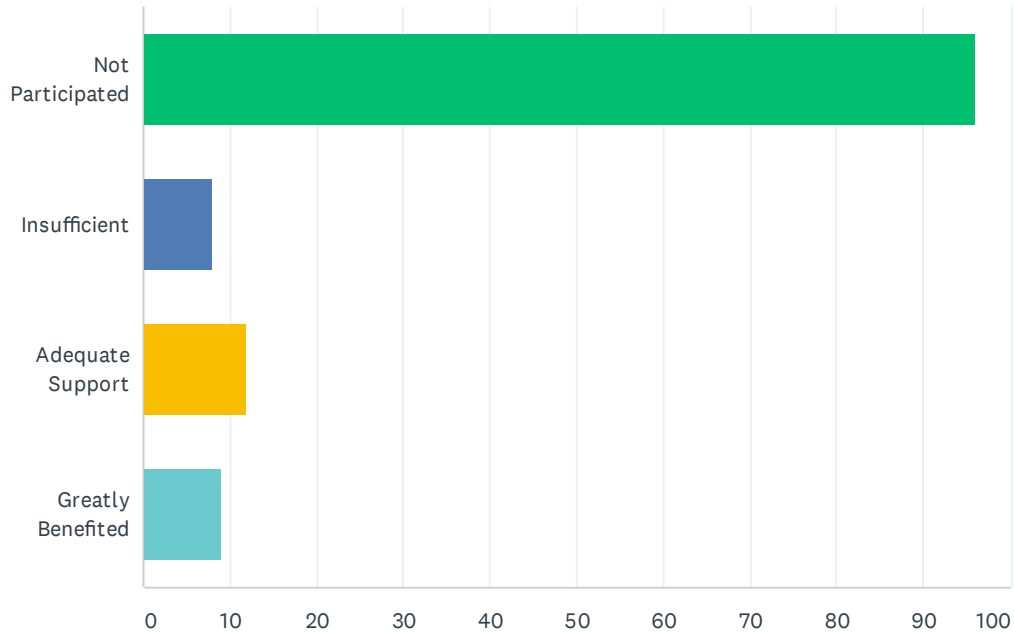
Answered: 125 Skipped: 6



ANSWER CHOICES	RESPONSES	
Yes	25.60%	32
No	2.40%	3
Time will Tell	20.80%	26
I'm not aware of the new ISP	33.60%	42
N/A	17.60%	22
<b>TOTAL</b>		<b>125</b>

## Q38 Has your child benefited from participating in a Learning Support or Gifted & Talented program?

Answered: 125 Skipped: 6

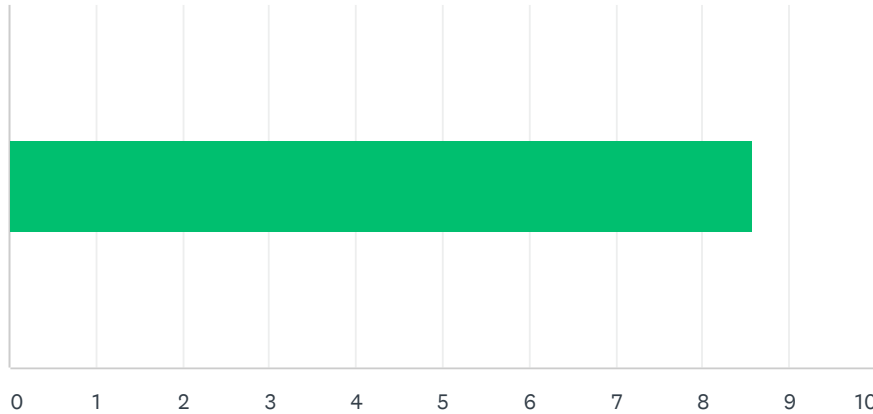


ANSWER CHOICES	RESPONSES	
Not Participated	76.80%	96
Insufficient	6.40%	8
Adequate Support	9.60%	12
Greatly Benefited	7.20%	9
<b>TOTAL</b>		<b>125</b>



## Q40 Students enjoy good learning environments

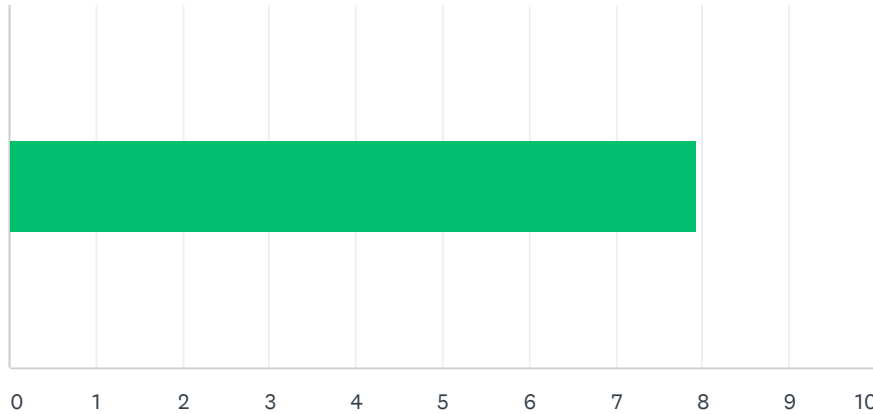
Answered: 125 Skipped: 6



ANSWER CHOICES	AVERAGE NUMBER	TOTAL NUMBER	RESPONSES
	9	1,073	125
Total Respondents: 125			

## Q41 Students have easy access to technology

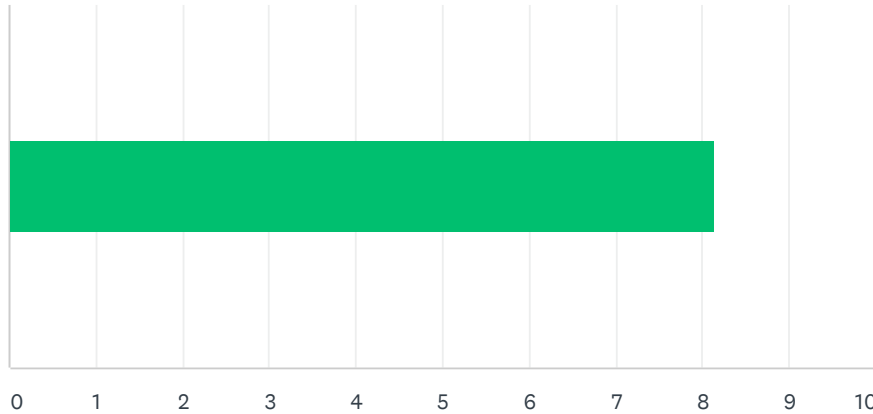
Answered: 125 Skipped: 6



ANSWER CHOICES	AVERAGE NUMBER	TOTAL NUMBER	RESPONSES
	8	991	125
Total Respondents: 125			

## Q42 Students enjoy modern teaching aids

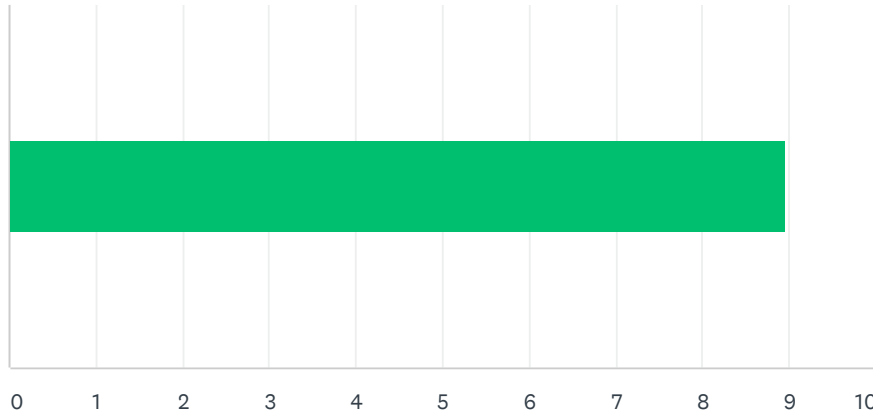
Answered: 125 Skipped: 6



ANSWER CHOICES	AVERAGE NUMBER	TOTAL NUMBER	RESPONSES
	8	1,016	125
Total Respondents: 125			

## Q43 Students health and safety is cared for

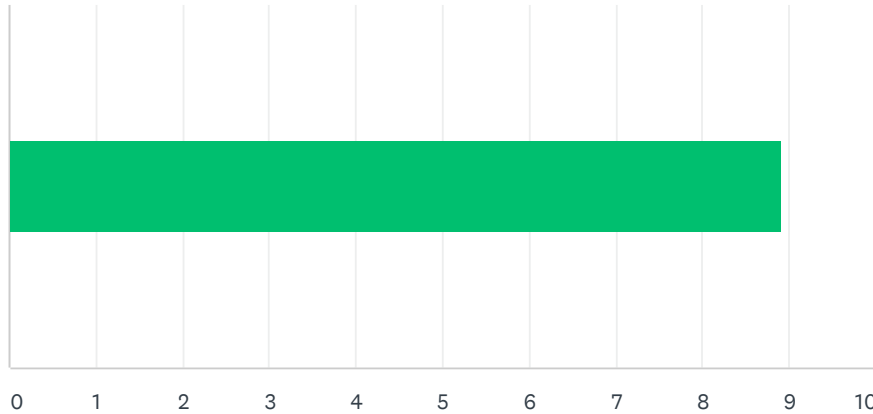
Answered: 125 Skipped: 6



ANSWER CHOICES	AVERAGE NUMBER	TOTAL NUMBER	RESPONSES
	9	1,119	125
Total Respondents: 125			

## Q45 Your satisfaction with the school is high

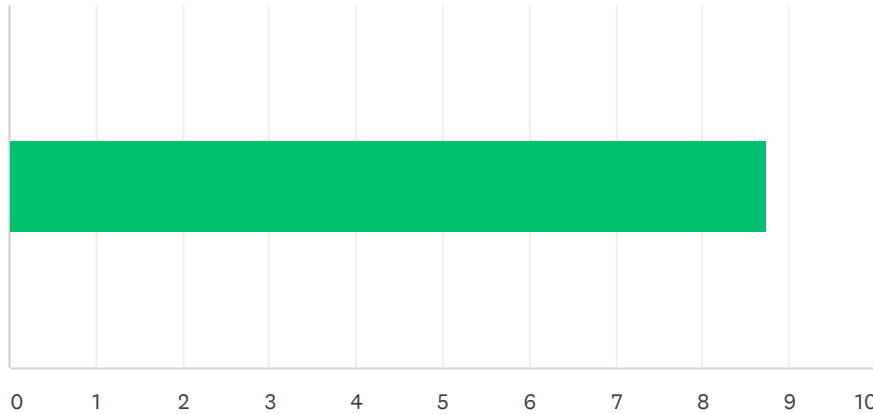
Answered: 125 Skipped: 6



ANSWER CHOICES	AVERAGE NUMBER	TOTAL NUMBER	RESPONSES
	9	1,114	125
Total Respondents: 125			

## Q46 You are positive about the school's direction

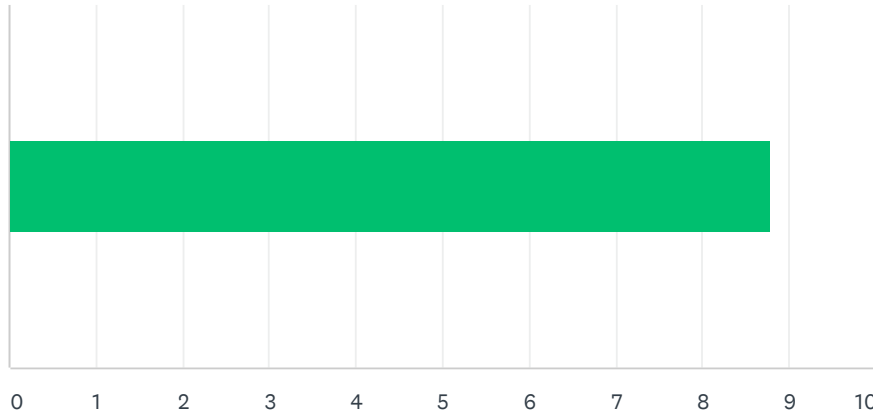
Answered: 125 Skipped: 6



ANSWER CHOICES	AVERAGE NUMBER	TOTAL NUMBER	RESPONSES
	9	1,093	125
Total Respondents: 125			

## Q47 You identify with the school and its future

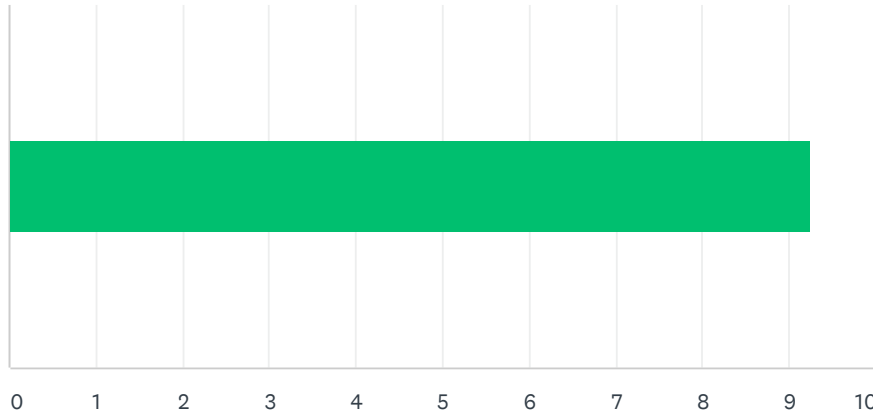
Answered: 125 Skipped: 6



ANSWER CHOICES	AVERAGE NUMBER	TOTAL NUMBER	RESPONSES
	9	1,098	125
Total Respondents: 125			

## Q48 You would recommend the school to others

Answered: 125 Skipped: 6

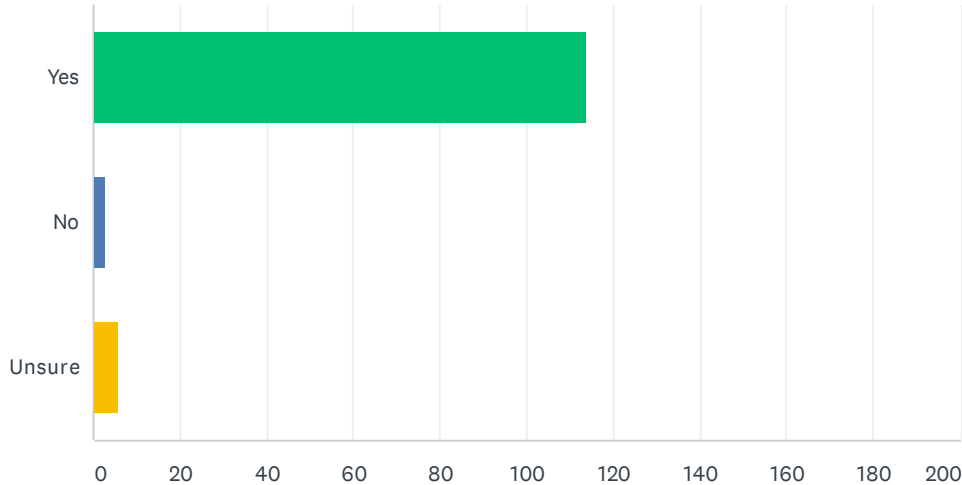


ANSWER CHOICES	AVERAGE NUMBER	TOTAL NUMBER	RESPONSES
	9	1,157	125
Total Respondents: 125			



## Q50 Do you see evidence of Emmaus' Christian Influence as having relevant and positive impact on your child's formative development?

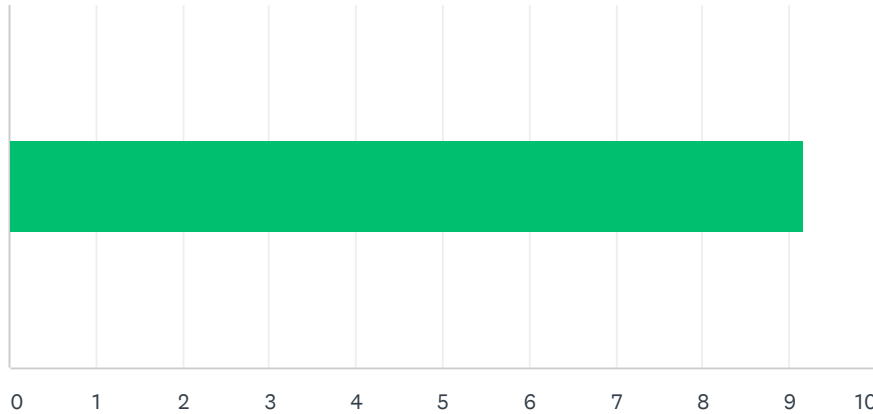
Answered: 123 Skipped: 8



ANSWER CHOICES	RESPONSES	
Yes	92.68%	114
No	2.44%	3
Unsure	4.88%	6
<b>TOTAL</b>		<b>123</b>

## Q51 The School is true to its mission and core values

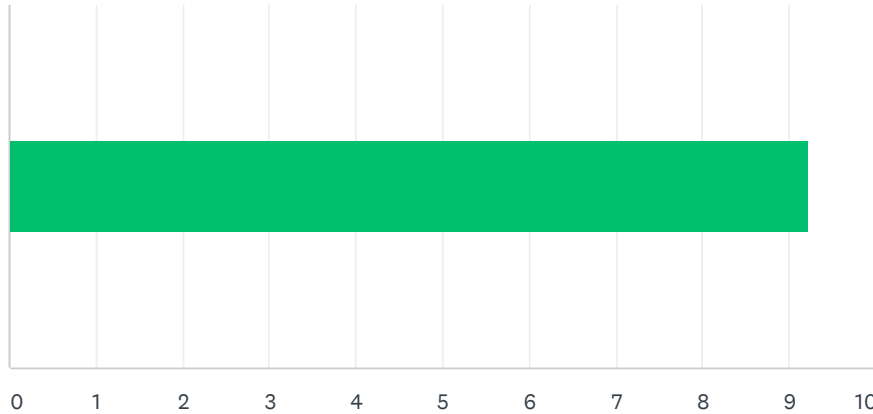
Answered: 123 Skipped: 8



ANSWER CHOICES	AVERAGE NUMBER	TOTAL NUMBER	RESPONSES
	9	1,126	123
Total Respondents: 123			

## Q52 Emmaus is obvious/intentional about the good news of Jesus

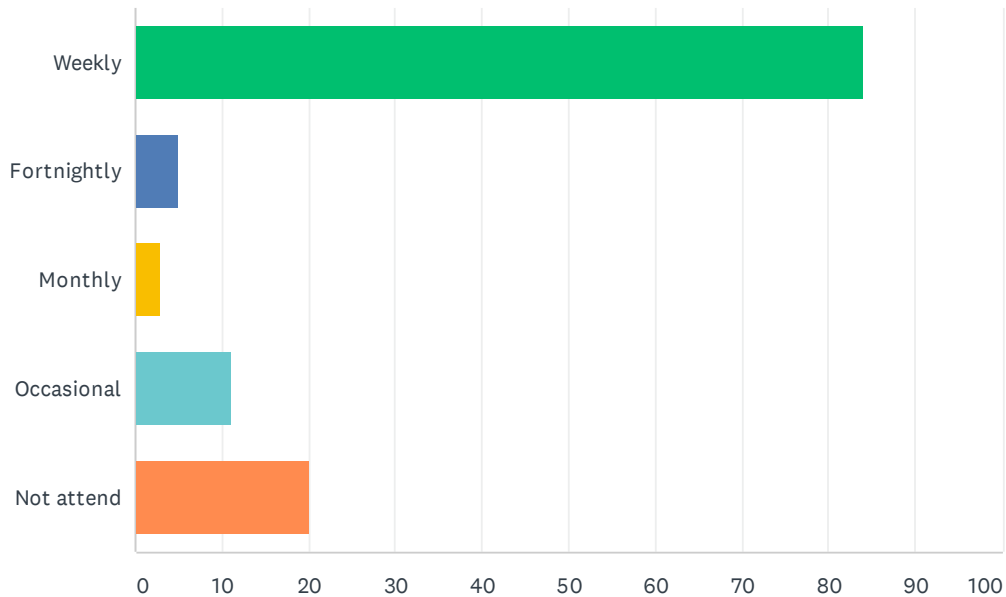
Answered: 123 Skipped: 8



ANSWER CHOICES	AVERAGE NUMBER	TOTAL NUMBER	RESPONSES
	9	1,135	123
Total Respondents: 123			

## Q53 You and your family attend a Christian church regularly

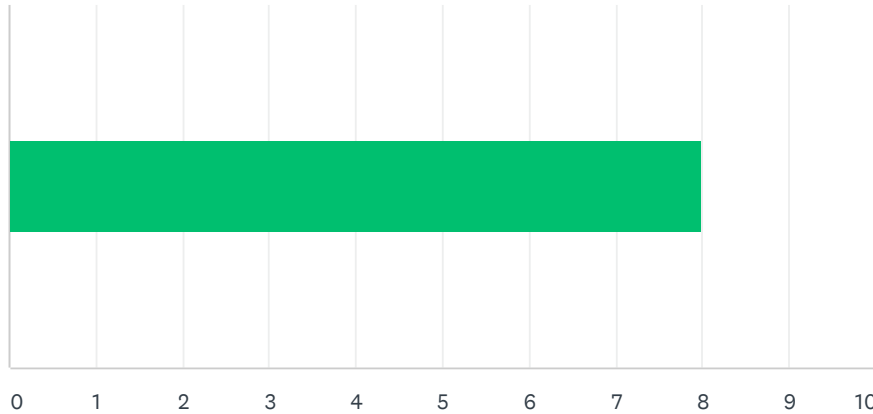
Answered: 123 Skipped: 8



ANSWER CHOICES	RESPONSES	
Weekly	68.29%	84
Fortnightly	4.07%	5
Monthly	2.44%	3
Occasional	8.94%	11
Not attend	16.26%	20
<b>TOTAL</b>		<b>123</b>

## Q54 Your child asks questions about the Bible

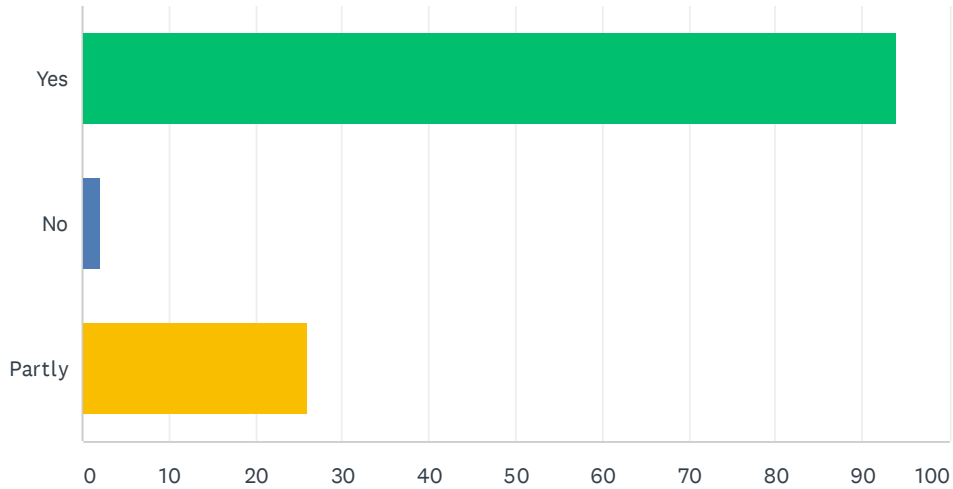
Answered: 123 Skipped: 8



ANSWER CHOICES	AVERAGE NUMBER	TOTAL NUMBER	RESPONSES
	8	984	123
Total Respondents: 123			

## Q56 Do you read the Weekly Newsletter?

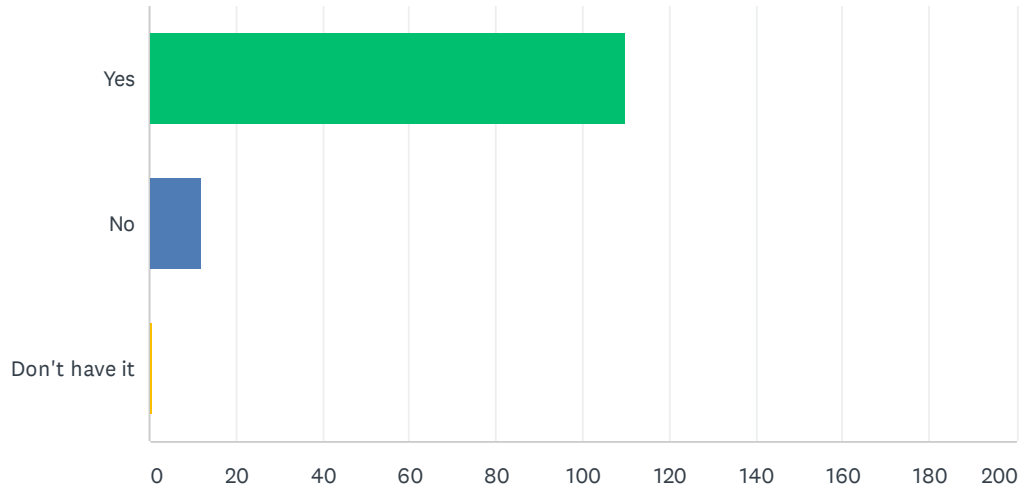
Answered: 122 Skipped: 9



ANSWER CHOICES	RESPONSES	
Yes	77.05%	94
No	1.64%	2
Partly	21.31%	26
TOTAL		122

## Q57 Do you regularly use our Skoolbag App?

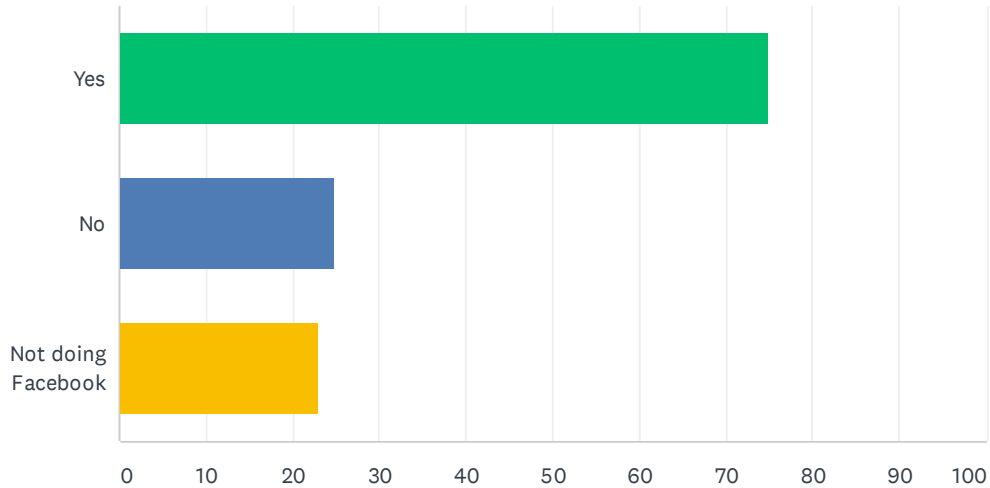
Answered: 123 Skipped: 8



ANSWER CHOICES	RESPONSES	
Yes	89.43%	110
No	9.76%	12
Don't have it	0.81%	1
<b>TOTAL</b>		<b>123</b>

## Q58 Are you connected to the School's Facebook page?

Answered: 123 Skipped: 8

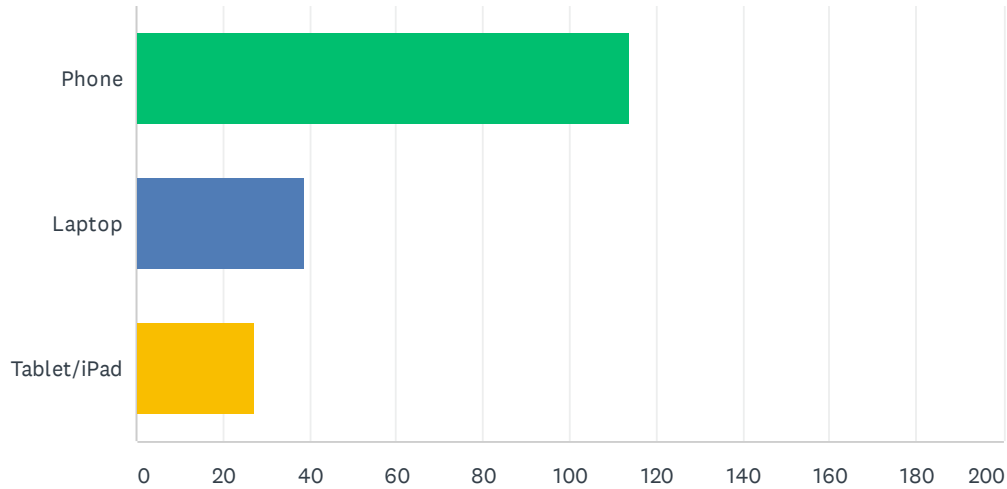


ANSWER CHOICES	RESPONSES	
Yes	60.98%	75
No	20.33%	25
Not doing Facebook	18.70%	23
<b>TOTAL</b>		<b>123</b>



## Q59 Which devices do you use to read school communication?

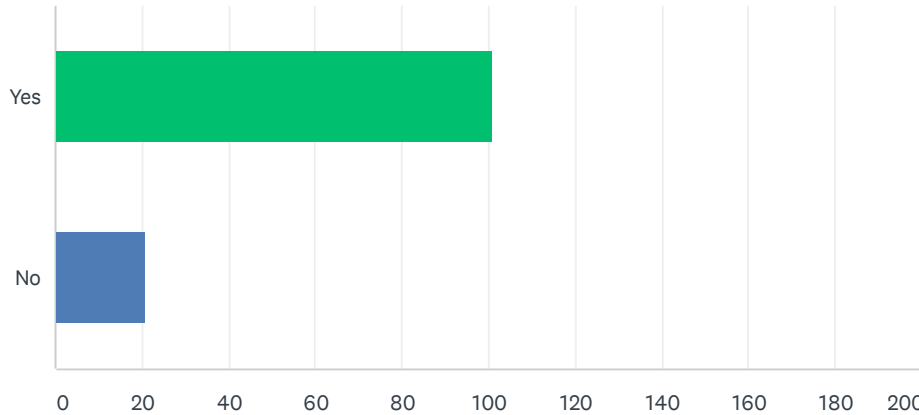
Answered: 123 Skipped: 8



ANSWER CHOICES	RESPONSES	
Phone	92.68%	114
Laptop	31.71%	39
Tablet/iPad	21.95%	27
Total Respondents: 123		

## Q60 Do you find it easy to read the Newsletter on your device?

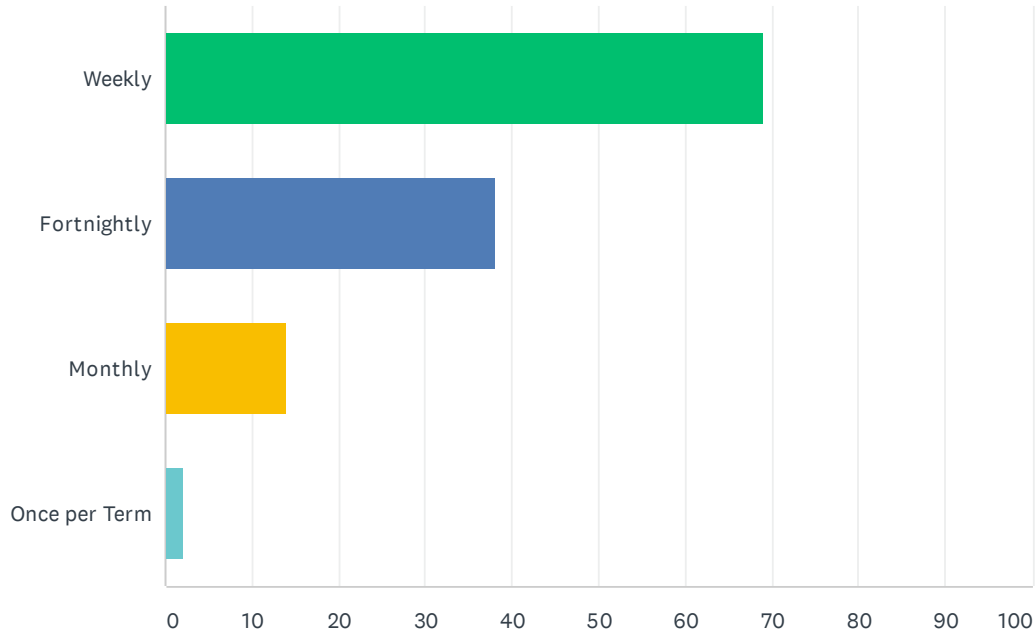
Answered: 122 Skipped: 9



ANSWER CHOICES	RESPONSES	
Yes	82.79%	101
No	17.21%	21
TOTAL		122

## Q61 How often would you like to receive a Newsletter

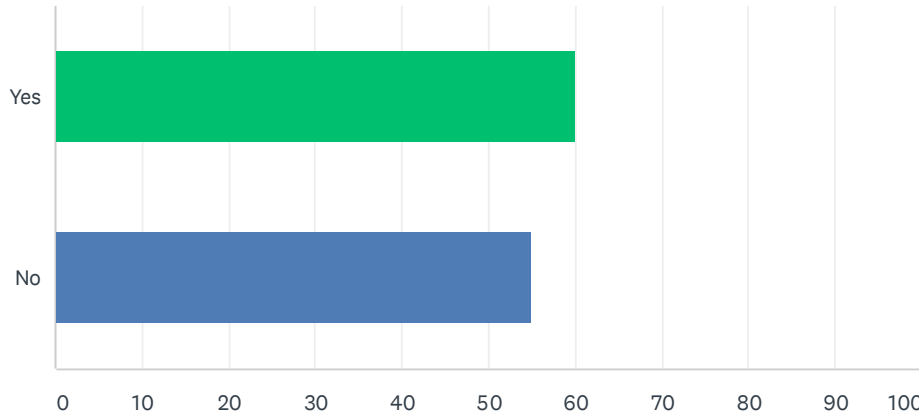
Answered: 123 Skipped: 8



ANSWER CHOICES	RESPONSES	
Weekly	56.10%	69
Fortnightly	30.89%	38
Monthly	11.38%	14
Once per Term	1.63%	2
<b>TOTAL</b>		<b>123</b>

## Q70 I have attended a New Parent Induction Course

Answered: 115 Skipped: 16



ANSWER CHOICES	RESPONSES	
Yes	52.17%	60
No	47.83%	55
TOTAL		115